

Booms



BLACKTHORN, INC.

• 800-836-6113 FAX 937-836-9395

Model FB Fork Lift Booms - Telescopic

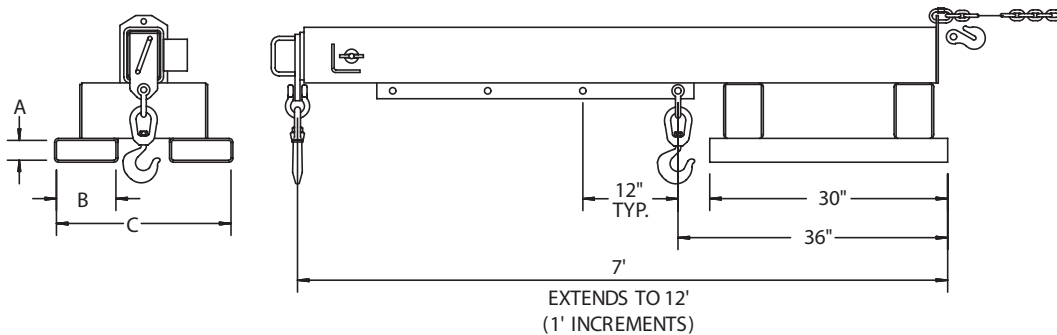
The Fixed Boom, Model FB, has a telescopic boom with a maximum horizontal reach of 12 feet. This model is available in 3,000, 4,000, 6,000 and 8,000 lb. capacities.

PRODUCT FEATURES:

- ¥ Alternate Hook Positions
- ¥ Telescoping Booms
- ¥ Restraining Chain with Grab Hook
- ¥ Hand Pull at End for Easy Extension
- ¥ Eye Hooks with Hook Latches
- ¥ Boom Locking T-Pin



**Model FB
Fixed Type Fork Lift Boom**



SPECIFICATIONS

Model No.	Fork Pocket A x B	Pocket Spacing C	Maximum Capacity @ Hook Position - Lbs.							Weight Lbs.
			3'6"	7'	8'	9'	10'	11'	12'	
FB-30	2-1/2 X 7-1/2	22-1/2"	3000	3000	2600	2200	1900	1600	1500	340
FB-40			4000	3200	2600	2200	1900	1600	1500	340
FB-60	2-1/2 X 7-1/2	22-1/2"	6000	5000	4200	3500	3000	2700	2500	390
FB-80		22-1/2"	8000	7000	5700	4800	4100	3600	3100	520

Booms




BLACKTHORN, INC. • 800-836-6113 FAX 937-836-9395

Model PB Fork Lift Booms - Pivoting

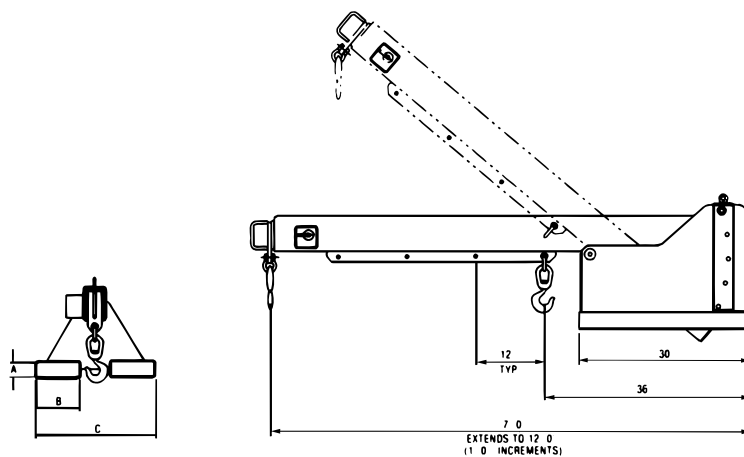
The Pivot Boom, Model PB, has a telescoping boom with a maximum horizontal reach of 12 feet. This model is available in 3,000, 4,000, 6,000 and 8,000 lb. capacities. The versatile Model PB is adjustable vertically in five increments up to a maximum of 40 degrees

PRODUCT FEATURES:

- ¥ Alternate Hook Positions
- ¥ Telescoping Booms
- ¥ Restraining Chain with Grab Hook
- ¥ Boom Locking T-Pin
- ¥ Hand Pull at End for Easy Extension
- ¥ Eye Hooks with Hook Latches
- ¥ Vertically Pivoting Boom to 40° Height



Model PB
Pivot Type Fork Lift Boom



SPECIFICATIONS

Model No.	Fork Pocket A x B	Pocket Spacing C	Maximum Capacity @ Hook Position - Lbs.							Weight Lbs.
			3'6"	7'0"	8'0"	9'0"	10'0"	11'0"	12'0"	
PB-30	2-1/2 X 7-1/2	22-1/2"	3000	3000	2600	2200	1900	1600	1500	350
PB-40			4000	3200	2600	2200	1900	1600	1500	350
PB-60	2-1/2 X 7-1/2	22-1/2"	6000	5000	4200	3500	3000	2700	2500	420
PB-80		22-1/2"	8000	7000	5700	4800	4100	3600	3100	540


Booms



BLACKTHORN, INC. • 800-836-6113 FAX 937-836-9395

Model EB Fork Lift Booms - Fixed

These economical Fixed Length Boom attachments can be efficiently utilized when telescoping capability is not required.

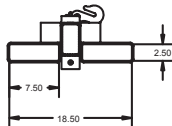



Fixed Length Model
EB-40 Shown

EB-15

Light Weight

- ¥ Accepts up to a 2" wide sling
- ¥ Optional swivel hook



HARDWARE OPTION



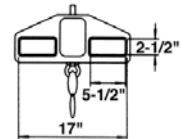
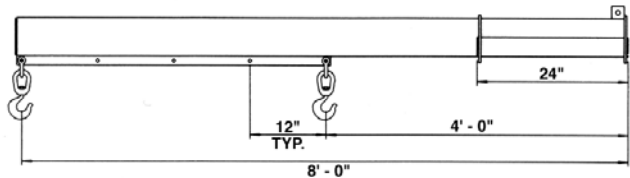
SPECIFICATIONS

Model No.	Maximum Capacity	Weight Lbs.
EB-15	1,500 lbs.	185

EB-40

Fixed Length

- ¥ 5 Alternate Hook Positions
- ¥ Fixed or Swivel Hooks Available



SPECIFICATIONS

Model No.	Maximum Capacity	Weight Lbs.
EB-40	4,000 lbs.	240
CAPACITY AT HOOK POSITION		
4'0"	4,000 lbs.	
5'0"	3,500 lbs.	
6'0"	3,000 lbs.	
7'0"	2,500 lbs.	
8'0"	2,000 lbs.	

Booms



BLACKTHORN, INC. • 800-836-6113 FAX 937-836-9395

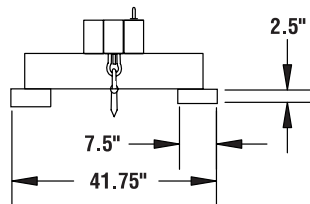
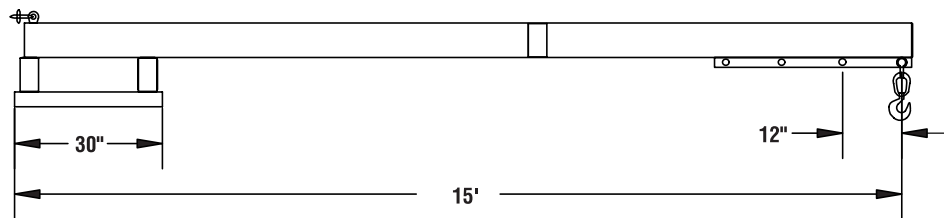

Model EFB - Extended Fork Boom

Get the Extra Reach You Need with our Extended Fork Boom

Designed specifically for use with off-road fork trucks, this fork boom has four different hook positions on 12" increments from 12' to 15'. Low profile design is easy to store when not in use. Rated Capacities range from 2,500 to 2,000 pounds, respectively.

PRODUCT FEATURES:

- 12' to 15' hook position.
- Extra wide fork pockets.
- Restraining chain with grab hook standard.



SPECIFICATIONS

Model No.	Weight Lbs.
EFB-25	665
CAPACITY AT HOOK POSITION	
12'0"	2,500
13'0"	2,300
14'0"	2,100
15'0"	2,000

Booms



BLACKTHORN, INC. • 800-836-6113 FAX 937-836-9395

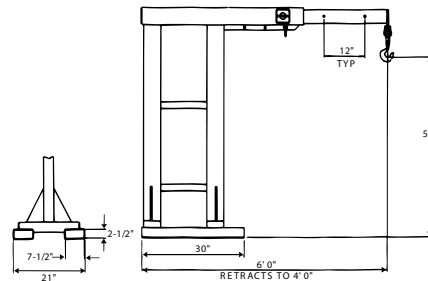
Model ROB Fork Lift Booms - Reachover

This Reach-Over Boom can be utilized where an extension boom is required and bottom clearance is more than normally experienced. SPECIAL FEATURES include alternative hook positions; telescoping boom, horizontal reach up to 6 feet; and unit comes with restraining chain with grab hook.



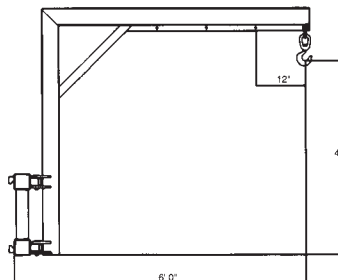
SPECIFICATIONS

Model No.	Maximum Capacity	Weight Lbs.
ROB-40	4,000 lbs.	470
CAPACITY AT HOOK POSITION		
4'0"	4,000 lbs.	
5'0"	3,500 lbs.	
6'0"	1,800 lbs.	



Model FCJ Fork Lift Boom - Carriage Jib

The Carriage Jib Boom attachment can be utilized when fork obstruction is undesirable. This product offers the user the same benefits as the Reach-Over Boom and in addition offers a SPECIAL FEATURE of an articulating boom which allows for off center load placement (pivots 15° left and right of center). Designed for ITA Class II fork carriages. Alternative hook positions.



SPECIFICATIONS

Model No.	Maximum Capacity	Weight Lbs.
FCJ-40	4,000 lbs.	310
CAPACITY AT HOOK POSITION		
3'0"	4,000 lbs.	
4'0"	3,000 lbs.	
5'0"	2,300 lbs.	
6'0"	1,800 lbs.	