

Fork Beams



BLACKTHORN, INC. • 800-836-6113 FAX 937-836-9395

Models 5, 10 & 15 Fork Lift Beams

Caldwell Fork Lift Beams are specifically designed to make fork lifts more versatile by providing positive handling of loads otherwise impractical for fork lifts.

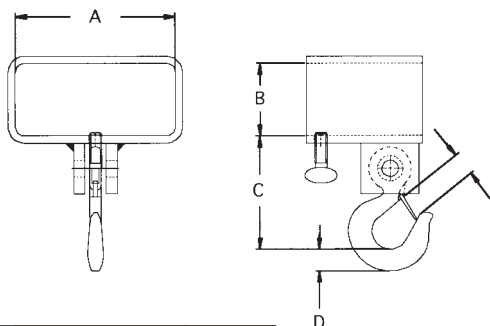
PRODUCT FEATURES:

- ¥ Easily attached, no special wrenches or tools needed.
- ¥ Strong, sturdy, all welded construction.
- ¥ Easy to see, high-visibility yellow.



NOTE: Determine if the fork lift forks can be used with or adjusted to the ØAØ dimension. Order the standard model. If they cannot, determine and specify the actual ØAØ dimension when ordering.


Model 5 Single Fork Hook - Fixed or Swivel



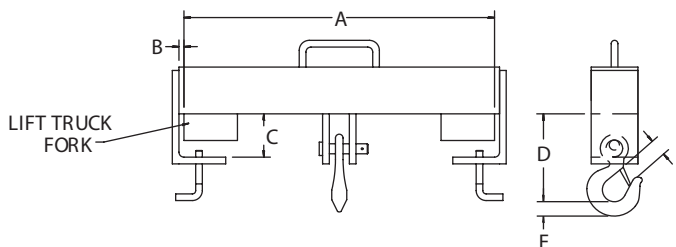
SPECIFICATIONS

Model No. Fixed	Model No. Swivel	Rated Capacity Pounds	Dimensions						Weight Lbs.
			A	B	C Fixed	C Swivel	D	E	
5-1 1/2-4	5S-1 1/2-4	3,000	4-1/2Ø	2-1/2Ø	4-11/16Ø	6-9/16Ø	1Ø	1Ø	5
5-1 1/2-5	5S-1 1/2-5	3,000	5-1/2Ø	2-1/2Ø	4-11/16Ø	6-9/16Ø	1Ø	1Ø	6
5-1 1/2-6	5S-1 1/2-6	3,000	6-1/2Ø	2-1/2Ø	4-11/16Ø	6-9/16Ø	1Ø	1Ø	7

Model 10 Single Hook Beam - Fixed or Swivel



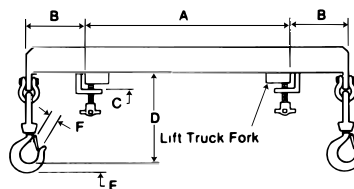
(Pictured with swivel hook option)



SPECIFICATIONS

Model No. Fixed	Model No. Swivel	Rated Capacity Pounds	Dimensions							Weight Lbs.
			A	B	C	D Fixed	D Swivel	E	F	
10-2-20	10S-2-20	4,000	20Ø	3/8Ø	3Ø	7-5/8Ø	9-3/8Ø	1-7/16Ø	1-11/32Ø	32
10-5-24	10S-5-24	10,000	24Ø	3/8Ø	3-1/8Ø	10-3/8Ø	12-5/8Ø	1-13/16Ø	1-11/16Ø	56

Model 15 Double Hook Beam



Custom Designs Available

SPECIFICATIONS

Model No.	Rated Capacity Pounds	Dimensions						Weight Lbs.
		A	B	C	D	E	F	
15-2-20	4,000	20Ø	6-5/8Ø	2-1/2Ø	10-3/8Ø	1-7/16Ø	1-11/32Ø	60
15-5-24	10,000	24Ø	9-3/8Ø	2-1/2Ø	11-21/32Ø	1-7/16Ø	1-11/32Ø	68