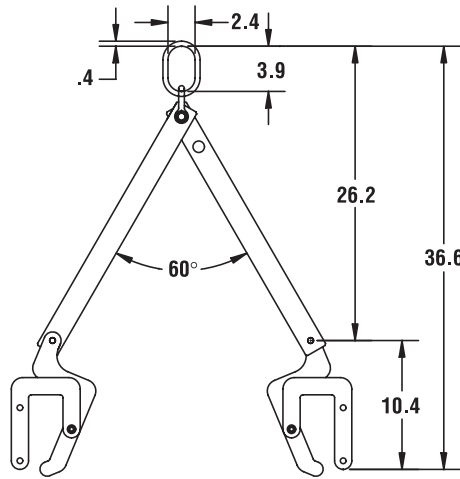




Model MCL - Manhole Sleeve Lifter

PRODUCT FEATURES:

- ¥ Easily attaches to and releases from the load.
- ¥ Quick and efficient way to place cast manhole sleeves.
- ¥ Conforms to ASME B30.9 & B30.20

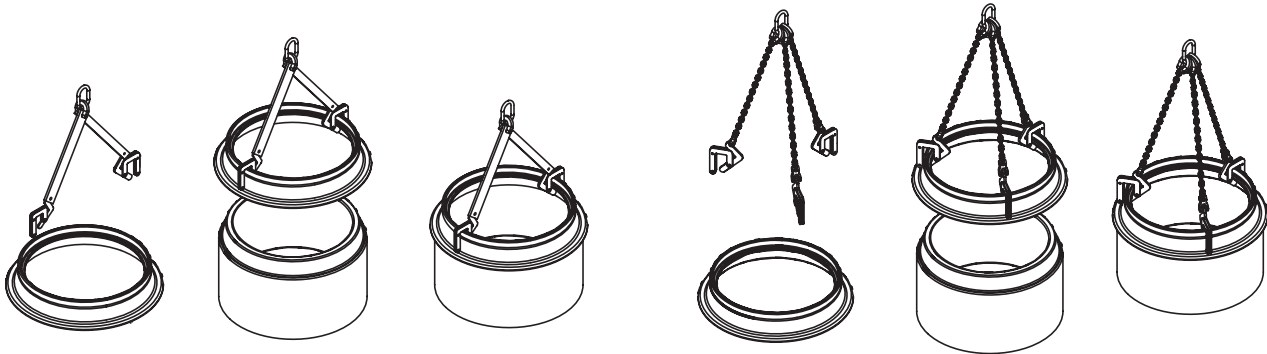


Optional 3-Leg Model

SPECIFICATIONS

Model Number	Description	Capacity (lbs)	Wt. (lbs)

Operation



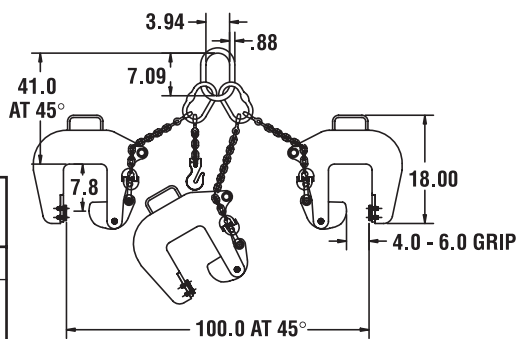
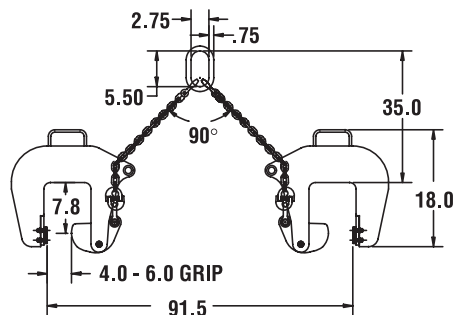
2-Leg Version

3-Leg Version

Model MHL - Concrete Housing Lifter

PRODUCT FEATURES:

- ¥ 2 or 3 leg models available
- ¥ Handles 4" \varnothing 6" concrete wall thickness
- ¥ Will not damage concrete seat
- ¥ Legs can be quickly positioned to balance load
- ¥ Requires constant tension to maintain positive load contact
- ¥ Conforms to ASME B30.9 & B30.20



Optional 3-Leg Model

SPECIFICATIONS

Model Number	Description	Capacity (lbs)	Wt (lbs)
MHL-5	2-Leg Model - Two 42° Legs	10,000	95
MHL-7.1/2-72	3-Leg Model - Two 42° Legs - One 72° Leg With chain Shortener	15,000	145
MHL-C	Clamp Only	5,000	36

Note: Reverse cam action eliminates slippage tendency

Operation

